



LED Flexible Snake Light



SYDNEY - MELBOURNE - GOLD COAST - PERTH - AUCKLAND
G45, 76-84 WATERWAY DRIVE COOMERA, QLD, 4209, AUSTRALIA

Phone: +61 417 950 455

Email: showroom@gineico.com

WWW.GINEICOLIGHTING.COM.AU



Versatile, attractive, functional and, above all else, simple to install.

Gineico's LED snake light system offers a highly flexible solution for continuous, even illumination for both architectural and decorative applications - indoors and out.

Consisting of surprisingly few components, snake light comes in a range of sizes, colours, waterproof ratings and colour temperatures.

Unlike other linear LED solutions, our snake light range can run up to 17 metres from a single driver. All models feature an optional dimming interface to suit DALI, TRIAC or DMX.




Mascia	4
Maya	4
Medea	5
Mela	5
Mila	6
Specifications	6
Accessories	7

MASCIA



Red: extrusion Black: snake light



MASCIA is an ultra slim product, ideally suited for recessed installations. Its narrow 8mm PCB with lower drive current circuit board makes it easier to bend and allows longer run lengths. It is perfect for signage, contour or marine lighting where a single colour is required.


- HB**
Bending Direction
- 5W**
Watts
- 150°**
Beam angle
- Single Colour
see specification table



MAYA




Red: extrusion Black: snake light

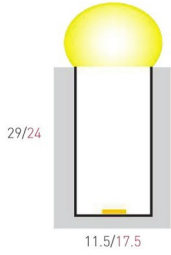


MAYA is an architectural grade LED Neon with up to 350 lumen output per metre. Its flat, sleek profile makes it popular with lighting designers and is suitable for recessed installation. It is available in single colour, RGB, CCT (colour temperature adjustable) and animated chasing.

- HB**
Bending Direction
- 12W**
Watts
- 150°**
Beam Angle
- Single Colour
see specification table
- RGB
- RGBW
- ↔●
CCT
- Chasing LED



Medea




Red: extrusion Black: snake light

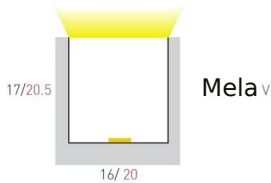


An architectural grade LED fitting with high lumen output. Its domed shape 320° light emitting head makes it suited for surface mounting. Broad range of colour options, including coloured PVC jacket to provide a more even colour dispersion

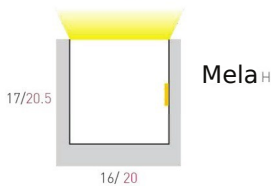
- HB**
Bending Direction
- 12W**
Watts
- 320°**
Beam Angle
- Single Colour
see specification table
- RGB
- RGBW
- ↔○
CCT
- Chasing LED




Mela



Mela V

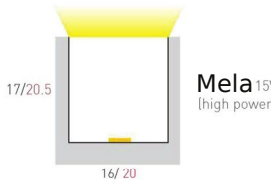


Mela H



Mela 3

(See page 7 for this profile)



Mela^{15V}
(high power)

Mamba 15V only available in vertical bend



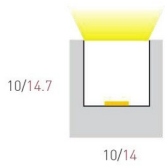
Mela is a unique square LED fitting with both horizontal or vertical bending in the same dimension. Up to 900 lumens per meter makes it the highest lumen output LED snake light in the range. Perfect for outdoor facade and architectural lighting detail. Available in three-side emitting version.

- HB or VB**
Bending Direction
- 12W/15W**
Watts
- 150°/320°**
Beam Angle
- Single Colour
see specification table
- RGB
- RGBW
- ↔○
CCT
- Chasing LED

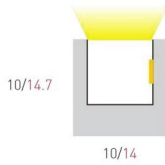


Red: extrusion Black: snake light

Mila



Mila v



Mila H

A square, low profile LED fitting with both horizontal or vertical bending in the same dimension. The smallest snake in our range makes it ideal for tight bending and recessed installation

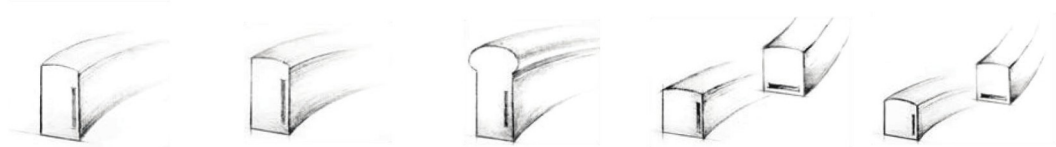
HB or VB
Bending Direction

5w
Watts

160°
Beam Angle

○
Single Colour
see specification table

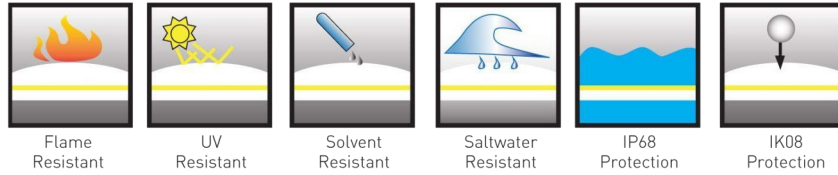
Red: extrusion Black: snake light



	Mascia	Maya	Medea	Mela	Mila
Single colour temperatures available (K) <small>Red numbers indicate available in high CRI (90+) Nichia chip</small>	2500K, 2700K, 3000K, 3500K, 4000K, 4500K, 5000K	2200K, 2500K, 2700K, 3000K, 3500K, 4000K, 4500K, 5000K, 5700K, 6500K	2200K, 2500K, 2700K, 3000K, 3500K, 4000K, 4500K, 5000K, 5700K, 6500K	2500K, 2700K, 3000K, 3500K, 4000K, 4500K, 5000K, 5700K, 6500K	2500K, 2700K, 3000K, 3500K, 4000K, 4500K, 5000K
RGB		●	●	●	
CCT (2500K-6500K)		●	●	●	
RGBW (4000K) RGBWW (2700K)		●	●	●	
Chasing LED		●	●	●	
Dimensions (mm)	9 x 18	11.5 x 21	11.5 x 29	16 x 17	10 x 10
Light surfaces	1	1	1	1 or 3	1
Watts/m	5	12	12	12/15	5
IP Rating	67 / 68	67/68	67/68	67/68	40
Lumens p/m	150-200	200-630	110-620	170-900	140-501
CRI	>80-90<	>80-90<	>80-90<	>80-90<	>80-90<
Working Voltage	DC24V	DC24V	DC24V	DC24V	DC24V
Max Run Length* <small>(with single feed)</small>	15m	10m (single colour) 7m (RGB) 5m (RGBW)	10m (single colour) 7m (RGB) 5m (RGBW)	10m (single colour) 7m (RGB) 5m (RGBW)	10m
Minimum Cutting length	83.3mm	83.3mm (single colour) 100mm (RGB)	83.3mm (single colour) 100mm (RGB)	55.6mm (single colour) 83.3mm (RGB)	55.6mm (single colour)
Bending diameter	90mm	120mm	120mm	300mm	100mm
Horizontal bending	●	●	●	●	●
Vertical bending				●	●

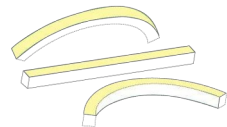

*Individual lengths may be installed together to give an endless, continuous light path

PRODUCT CHARACTERISTICS/ACCESSORIES



BENDING

The flexible PVC sheaf allows the snake light to travel around the tightest of corners creating an unbroken elegant light path.



POWER CONNECTOR

Neat injection moulded connectors achieve seamless appearance and allow lengths to be butted up together for an unbroken light path.

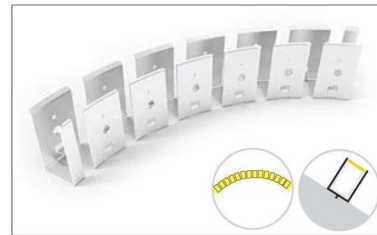


MOUNTING

The PVC sheaf may be inserted into routed recesses in timber or masonry or can be mounted in standard profiles. Mounting channels available in linear for straight runs or curved stainless steel for horizontal or vertical bends.




Slim and lightweight, ideal for indoor use. Surface or recessed mounted. Available in clear and white lengths up to 2m.



Perfect for horizontal or vertical bends. Indoor or outdoor use. Lengths up to 900mm.



Specifically designed for the 3-sided light emitting MAMBA, this profile is for surface mounting and is available in lengths up to 2m.



Robust, sleek and reliable. Spring clips secure even the heaviest snake light. Available in silver lengths up to 2m. 90° corners and T-pieces available.


GINEICO

