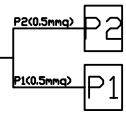


ELECTRICAL INSTRUCTIONS - ISTRUZIONI COLLEGAMENTO ELETTRICO

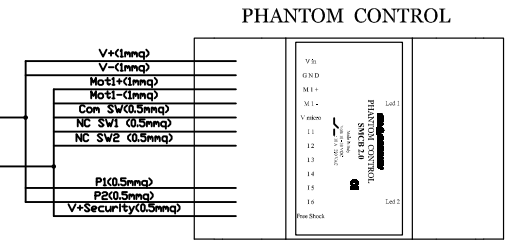
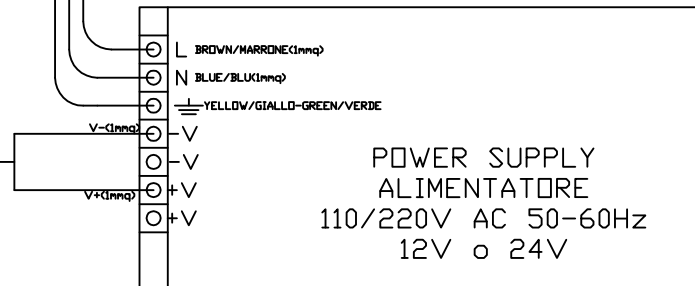
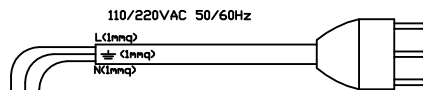
1

Radiocomando
Remote Control

1) Accessori/Accessories



1

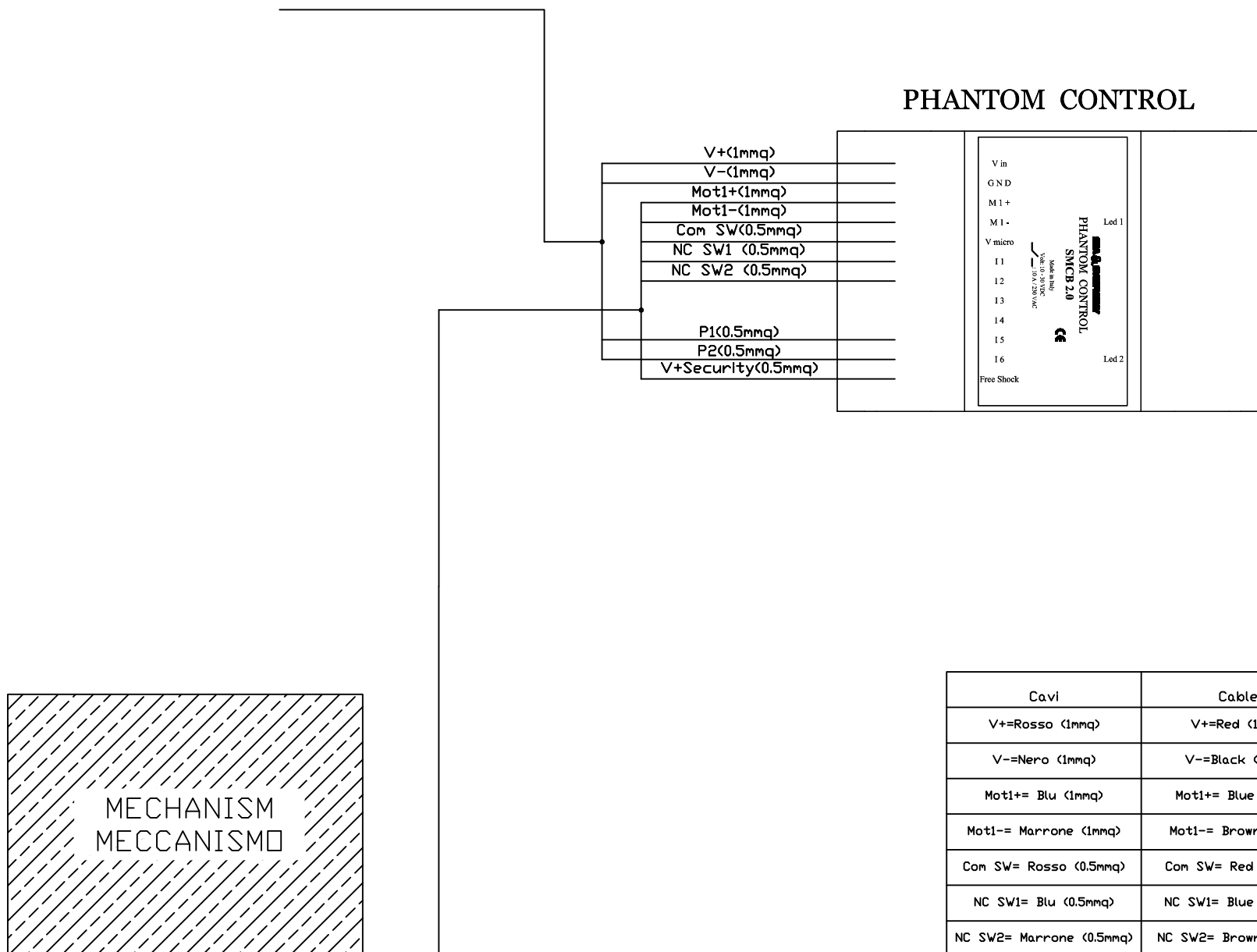


ELECTRICAL WIRING MECHANISMS
/CABLAGGIO DEL MECCANISMO

Meccanismi	Mechanism
Sali-Scendi	Rise and fall
Sali-Scendi con rotazione manuale (TM)	Rise and fall with manual rotation (TM)
Sali-Scendi con rotazione laterale manuale (TML)	Rise and fall with manual rotation on a side (TML)
Sistemi basculanti a soffitto	Flip-down Ceiling units
Sistema scorrimento orizzontale (Wall)	Horizontal sliding units (Wall)
Sali-Scendi per VPR	Video Projector Lift
Sali-Scendi - 7900 Yo-yo	Rise and fall - 7900 Yo-yo
Sali-Scendi - 7901 Big Yo-yo	Rise and fall - 7901 Big Yo-yo
Sistemi a Pannelli	Sliding panel System
Sali-Scendi per cucine (7000KN)	Rise and fall Kitchen (7000KN)

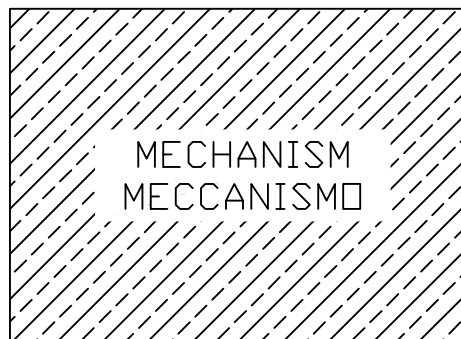

GINEICO

**ELECTRICAL INSTRUCTIONS - ISTRUZIONI COLLEGAMENTO ELETTRICO
PHANTOM CONTROL/MECHANISM WIRING - CABLAGGIO CENTRALINA(7212-24SMCB)/MECCANISMO**



PHANTOM CONTROL

Cavi	Cable
V+=Rosso (1mmq)	V+=Red (1mmq)
V-=Nero (1mmq)	V-=Black (1mmq)
Mot1+= Blu (1mmq)	Mot1+= Blue (1mmq)
Mot1-= Marrone (1mmq)	Mot1-= Brown (1mmq)
Com SW= Rosso (0.5mmq)	Com SW= Red (0.5mmq)
NC SW1= Blu (0.5mmq)	NC SW1= Blue (0.5mmq)
NC SW2= Marrone (0.5mmq)	NC SW2= Brown (0.5mmq)
P1= Bianco (0.5mmq)	P1= White (0.5mmq)
P2= Grigio (0.5mmq)	P2= Grey (0.5mmq)
V+Security= Rosso (0.5mmq)	V+Security= Red (0.5mmq)




ELECTRICAL WIRING MECHANISM'S
/CABLAGGIO DEL MECCANISMO

ELECTRICAL INSTRUCTIONS - ISTRUZIONI COLLEGAMENTO ELETTRICO
WIRING REMOTE CONTROL - CABLAGGIO RADIOCOMANDO

1

1) Accessori/Accessories



ELECTRICAL INSTRUCTIONS - ISTRUZIONI COLLEGAMENTO ELETTRICO
POWER WIRING - CABLAGGIO ALIMENTATORE

1

1) Accessori/Accessories

